


# Value-based Care in the U.S.



The National Association of ACOs (NAACOS) is a member-led, member-governed nonprofit representing value-based care entities in Medicare, Medicaid, and commercial insurance to improve the quality of care while reducing costs. Founded in 2012, NAACOS seeks to advance provider-led transformation toward better care, improved health, and smarter spending by fostering collaboration and accountability in health care.

**465**

ACO MEMBERS

**9.3**

SENIORS IN  
MEMBER ACOS

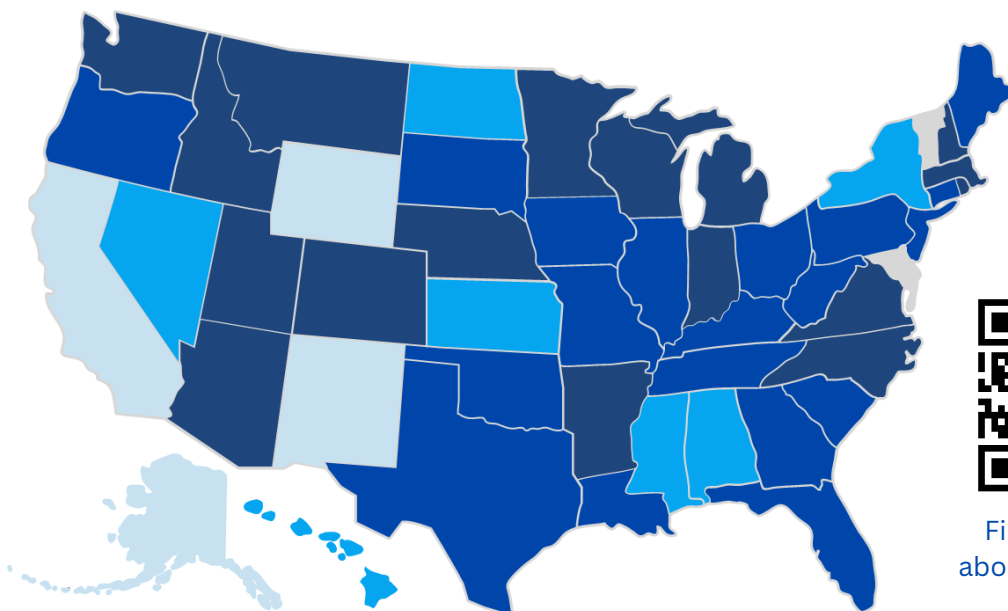
**76%**

ACOs ARE  
NAACOS MEMBERS

**75%**

ACOS HAVE COMMERCIAL  
AND MA CONTRACTS

## Medicare ACO Market Share by State



Find out more  
about the ACOs in  
Your State

Percent of Medicare FFS  
beneficiaries in an ACO - 2024

<40%

40-50%

50-60%

>60%

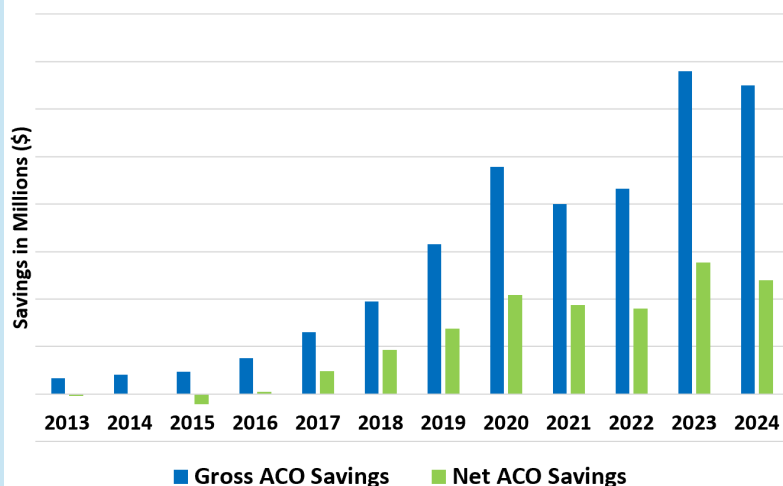
Contact Aisha Pittman or Robert Daley at [advocacy@naacos.com](mailto:advocacy@naacos.com) for more information.

## Accountable Care Save Money and Attract Providers

We continue to see increases in MSSP ACO providers with nearly **800K clinicians** participating.



Total Medicare ACO gross and net savings, 2013-2024



Totals include savings from MSSP, [Next Gen ACOs](#), and [Global and Professional Direct Contracting](#) and [ACO REACH](#) model participants. 2024 totals are limited to MSSP only.

Through 2024 Medicare ACOs have generated **\$34 billion** in gross savings with an average of **\$643** gross saving per beneficiary each year.

## Accountable Care Improves Quality Care

ACOs provide strong high-quality, coordinated care that addresses prevention, chronic illness and the root causes of disease.



### Better Blood Pressure Control

71.21% among patients of ACOs versus 67.82% among comparable MIPS groups)



### Improved Control of Hemoglobin A1C

Patients with poor hemoglobin A1c control declined (from 35.18% in 2023 to 23.52% in 2024).



### Increased Depression Screening with follow-up

53.53% among patients in ACOs versus 44.42% among comparable MIPS groups